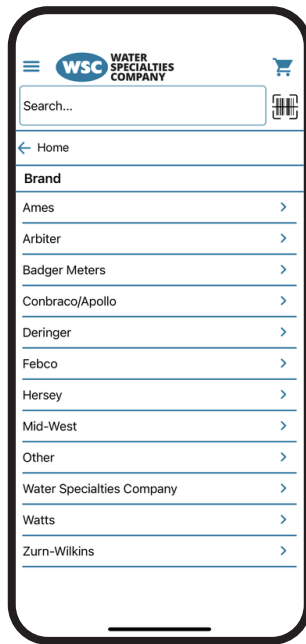
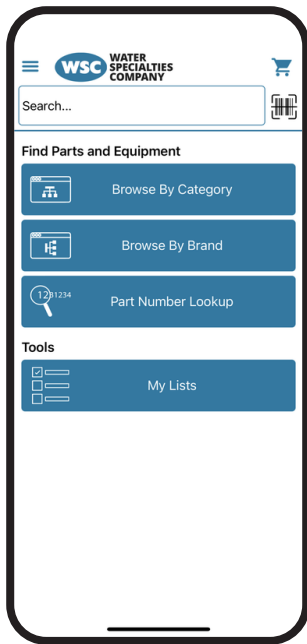




HOW TO USE PRODUCT SEARCH FILTERS ON THE WATER SPECIALTIES APP

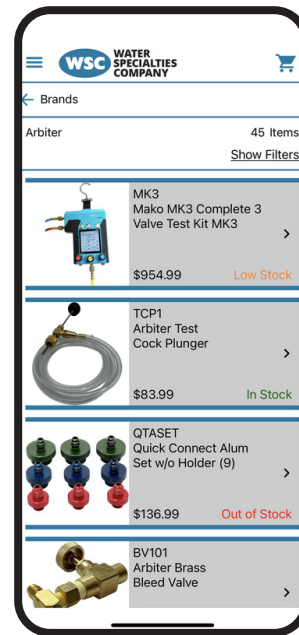
Step 1

Open your Water Specialties App and select "Browse by Category" or "Browse by Brand". "Search" for a product, brand, or select from the list.



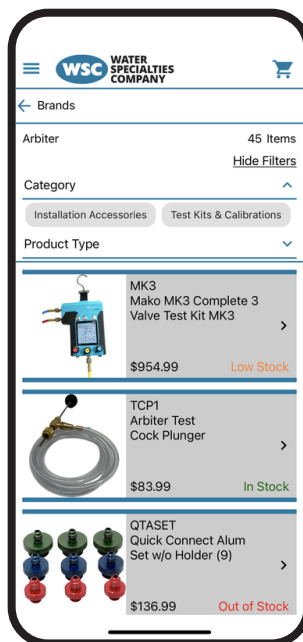
Step 2

Select "Show Filters".



Step 3

Select from the filter options.



WSC App Technical Support Contact: Email: Support@backflowpreventer.com | Toll Free Phone: (888) 349-5317